



THE ARTIST AND NATURE

EDUCATIONAL ACTIVITY FOR NURSERY

**LIVE AT THE ARCHAEOLOGICAL MUSEUM
IN NOCERA UMBRA OR VIA DISTANCE
LEARNING**



Artists have always been inspired by
the colours of Nature and its
products.....fruit, green plants,
flowers.....


And then they've reproduced them
on wood panels, walls and
canvases....


Let's look at a few examples
together...

Matteo di Pietro da Gualdo

The Encounter of St. Joachim and St. Anne at the Golden Gate (15th century)

Tempera on wood, 261 x 170 m., San Francesco Art Gallery in Nocera Umbra





Venanzo da Camerino and Piergentile da Matelica

Garlands of fruit and flowers, Frame for the fresco "The Madonna of Loreto" and for the lunette with God The Father, Fresco, San Francesco Art Gallery in Nocera Umbra



Caravaggio
Basket of Fruit
Oil on canvas, 46 x 64 cm
Milan, The Ambrosiana Art Gallery

Who has ever seen or
knows about
a painter who makes
portraits
using **fruit, flowers,**
vegetables and **fish?**

No one?????? Well, strange
as it may seem he really
existed and now
we're going to tell you his
story

THE STRANGE TALE OF ARCIMBOLDO

A long, long time ago in a big city called Milan there lived a strange man. His name was Giuseppe Arcimboldo and without a shadow of a doubt he was truly original, curious, full of fantasy and inventive!

He was a painter and he started painting when he was still very young, first with his father, who was also a painter, and later he started working in the Cathedral in Milan. His success began when the Emperor Massimiliano II, who was a very important monarch, employed him and took him to Vienna. This is where he started to portray people by painting an assemblage of fruit and vegetables. In short, this was a method no one had ever used before, it was highly comical, a way of joking with people. For example, he painted a “greengrocer” but if you turned the picture upside down it became “Vegetables in a Bowl”.

He even painted very powerful people like the new Emperor Rudolph II.

Despite the fact that he used pears for their noses or pumpkins for their foreheads, nobody was ever offended, on the contrary. Arcimboldo was assigned a commission to paint the Four Seasons and in this case he used flowers for the Spring, fruit for the Summer, grapes for Autumn and bare branches and ivy for Winter!!!!



Self-portrait of
Giuseppe Arcimboldo
(1527-1593)



Portrait of the Hapsburg Emperor
Rudolph II

SOLVE THE PUZZLE, WHICH SEASON IS IT?



THE ARTIST HAS PAINTED

FLOWERS

FRESH TENDER GREENERY

.....

.....

SOLVE THE PUZZLE, WHICH SEASON IS IT?



THE ARTIST HAS PAINTED

COURGETTES

WHEAT

CHERRIES

TOMATOES

LEMONS

AN ARTICHOKE

.....

SOLVE THE PUZZLE, WHICH SEASON IS IT?



THE ARTIST HAS PAINTED

A PUMPKIN

WHEAT

FIGS

GRAPES

MUSHROOMS

A POMEGRANATE

A CHESTNUT BUR

.....

SOLVE THE PUZZLE, WHICH SEASON IS IT?



THE ARTIST HAS PAINTED

COURGETTES

WHEAT

CHERRIES

GRAPES

LEMONS

AN ARTICHOKE

.....

.....

ARCIMBOLDO WAS VERY TALENTED
AND IMAGINATIVE, HE ENJOYED
CREATING PAINTINGS WHICH IF
VIEWED
FROM DIFFERENT ANGLES
DEPICTED DIFFERENT
SUBJECTS..... YOU TAKE A LOOK
FOR
YOURSELVES.....

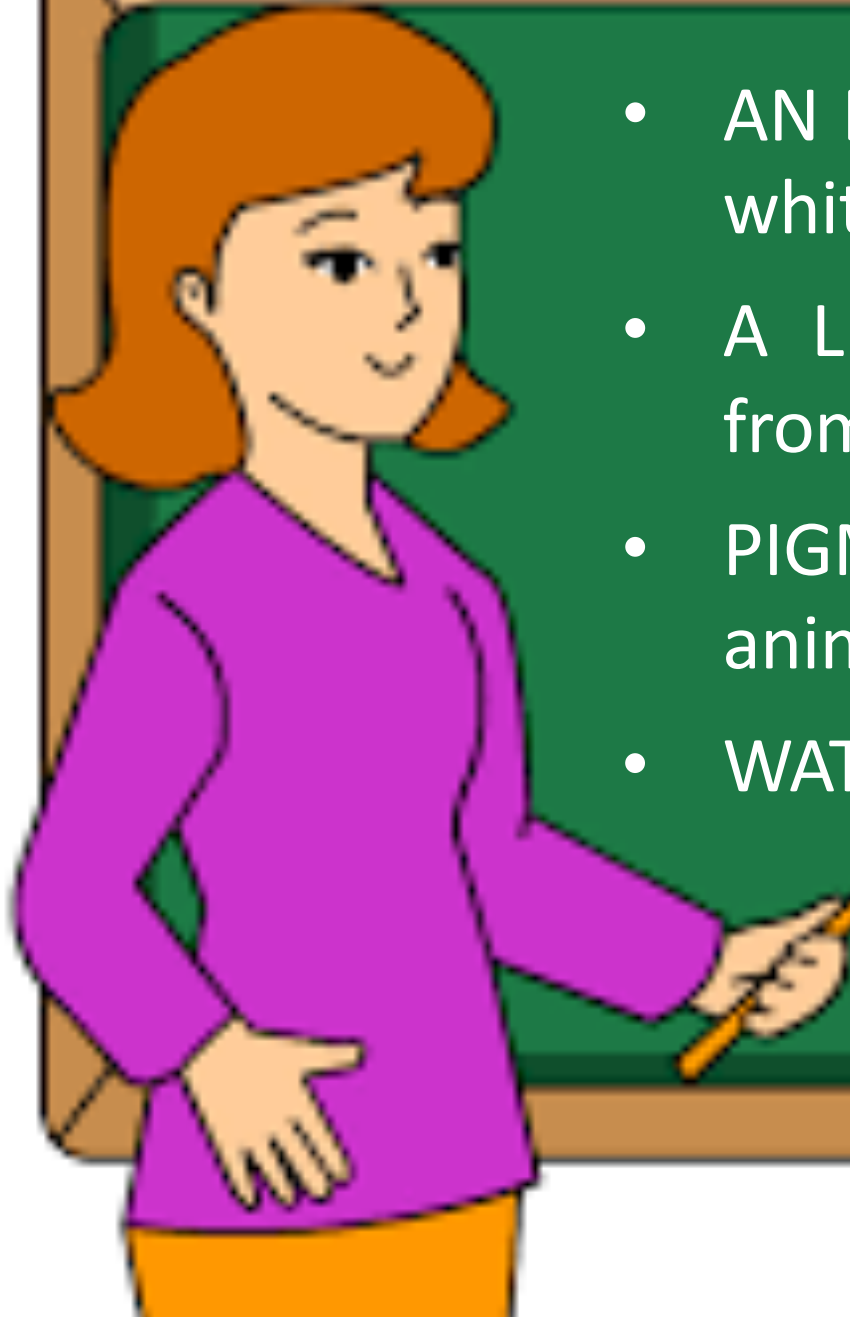




DEAR BOYS AND GIRLS I WANT TO TELL YOU SOMETHING INTERESTING..... DO YOU KNOW HOW PEOPLE MADE COLOURS
MANY YEARS AGO, WHEN THERE WERE NO FELT-TIPS OR CRAYONS???




ONE OF THE METHODS WAS TO USE
A STRANGE MIXTURE, THIS WAS
KNOWN AS
“THE EGG TEMPERA TECHNIQUE”,
WHICH
FORMED HIGHLY RESISTANT
COLOURS..... YOU CAN
TRY IT OUT FOR
YOURSELVES.....NOW
I’LL TELL YOU WHAT THE
INGREDIENTS ARE.....



- AN EGG YOLK (without any white)
- A LITTLE VINEGAR (made from white wine)
- PIGMENTS of vegetable or animal origin
- WATER



***And now boys and girls get hold of some fruit and vegetables and try
and be artists yourselves, little Arcimboldis, paint your Mum, your
Dad, your teacher....
You'll see what masterpieces you can produce!!!!
HAVE A GREAT TIME!!!!***



Progetto realizzato con il Contributo della



Regione Umbria

